

S&L Pigmente

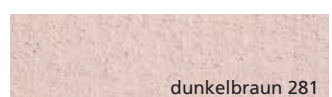
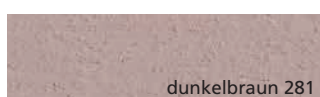

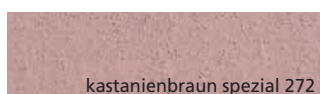

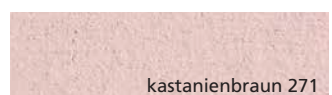
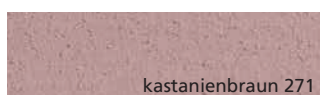
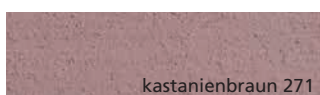




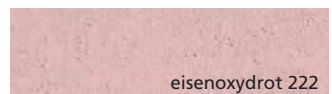

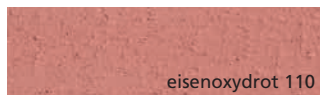
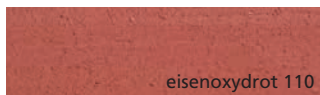




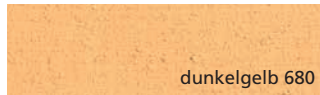

Zum Abtönen der *Naturton Lehmfarbe* und *Lehmcreme*
in Gebinden zu 175 g, 500 g, 1 kg und 5 kg



A

B

C




S&L Pigmente

Zum Abtönen der *Naturton Lehmfarbe* und *Lehmcreme* in Gebinden zu 175 g, 500 g, 1 kg und 5 kg



www.natur-farbe.at



Tipp:

Erdpigmente erst mit etwas Wasser klümpchenfrei anschlämmen (am besten mit dem Stabmixer), dann der gebrauchsfertigen Lehmfarbe beimischen.

Für feuchte Wände empfehlen wir die **veredelte Marmor-Sumpf-Kalk-Farbe**

Mischungsverhältnis: *Naturton Lehmfarbe* – Erdpigmente

Tönung A: 10%	Tönung B: 3,5%	Tönung C: 1%
5 kg Pulver weiß 500 g Pigment	5 kg Pulver weiß 175 g Pigment	5 kg Pulver weiß 50 g Pigment
12,5 kg Pulver weiß 1,25 kg Pigment	12,5 kg Pulver weiß 435 g Pigment	12,5 kg Pulver weiß 125 g Pigment
25 kg Pulver weiß 2,5 kg Pigment	25 kg Pulver weiß 870 g Pigment	25 kg Pulver weiß 250 g Pigment

Weitere Erdpigmente, Naturfarben, sowie natürliche Öle, Lasuren, Tadelakt und vieles mehr entnehmen Sie bitte unserem gesonderten Folder der Fa. Kreidezeit.